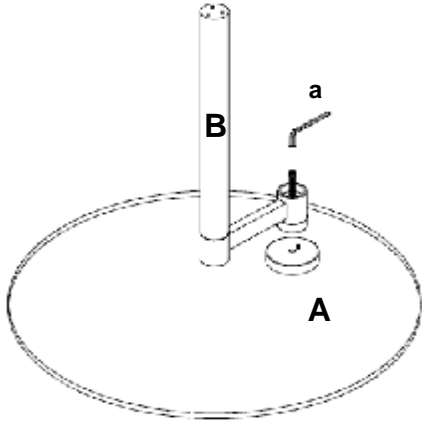






THANK YOU FOR PURCHASING THIS QUALITY PRODUCT.

BE SURE TO CHECK ALL PACKING MATERIAL CAREFULLY FOR SMALL PARTS THAT MAY HAVE COME LOOSE INSIDE THE CARTON DURING TRANSIT.

STEP 1 A+B by a

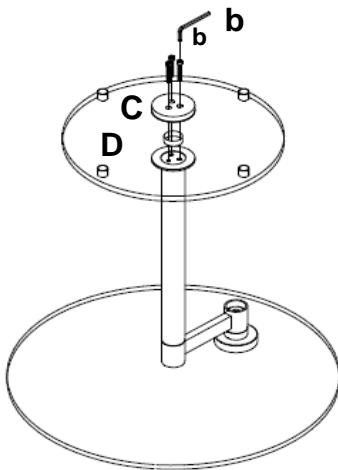


PART LIST



NO	DESC	SKETCH	QTY
A	GLASS TOP		1 PC
B	PILLAR (WITH M8,M6 SCREWS)		1 PC
C	BOTTOM CAP (pre-assembled on B)		1 PC
D	BASE		1 PC

STEP 2 REMOVE C FROM B

STEP 3 +C+D by b



HARDWARE LIST

NO	DESC	SKETCH	QTY
a	M8 SPANNER		1 PC
b	M6 SPANNER		1 PC

FINISHED

